

PALM OIL INDUSTRY FACTS

33
million tonnes




Indonesia production of crude palm oil

11
million hectares



Indonesia's palm oil plantation

146
million tonnes



Indonesia FFB production

In Indonesia smallholders manage



40%
of total palm oil plantations
– 4 million hectares

63
million tonnes



Global production of crude palm oil


17
million hectares



Global palm oil plantation

Approximately

315
million tonnes



Global FFB production

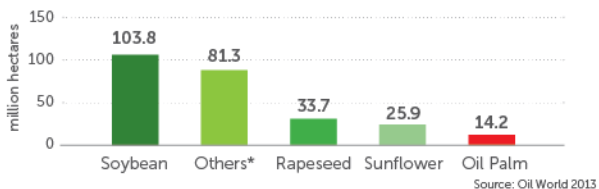
In Indonesia the palm oil industry employs



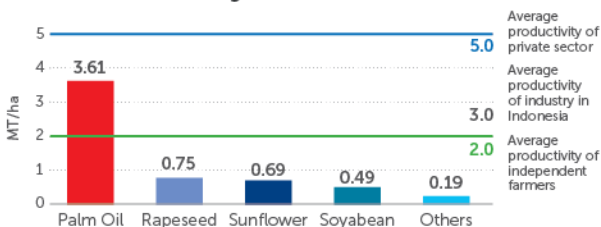
3.7
million people

Palm oil produces far more with less land than any other oilseed, and requires significantly less fertiliser and pesticide

10 Major Oilseeds: Area in 2012
(Total= 258.9 million hectares)




Vegetable Oil Yields



* Includes oil and fats such as butter, lard, fish oil, tallow, grease and cotton seed


GAR COMPARISON

GAR production versus world



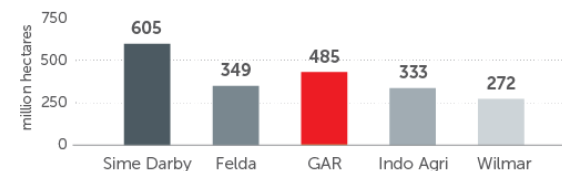
3 million tonnes of crude palm oil VS **63** million tonnes of crude palm oil

GAR production versus Indonesia



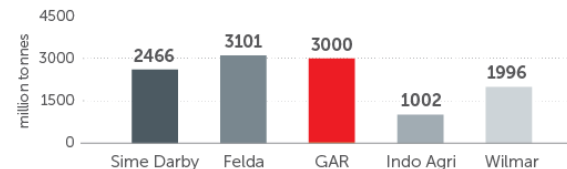
3 million tonnes of crude palm oil VS **33** million tonnes of crude palm oil

Largest plantation group in Indonesia and second largest globally in terms of planted area



Note: Based on latest publicly available information (including plasma, except Felda)

Largest plantation group in Indonesia and third largest globally in terms of CPO production^{1,2}



Note:
1. Based on latest full fiscal year data
2. Felda is the largest CPO producer with about 68% of its FFB processed sourced from plasma farmers party