

# PALM OIL INDUSTRY FACTS

**33**  
million tonnes




Indonesia production of crude palm oil

**11**  
million hectares



Indonesia's palm oil plantation

**146**  
million tonnes



Indonesia FFB production

In Indonesia smallholders manage



**40%**  
of total palm oil plantations  
– 4 million hectares

**63**  
million tonnes



Global production of crude palm oil


**17**  
million hectares



Global palm oil plantation

Approximately

**315**  
million tonnes



Global FFB production

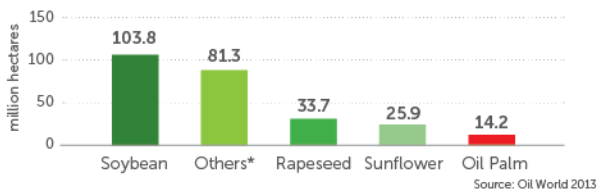
In Indonesia the palm oil industry employs



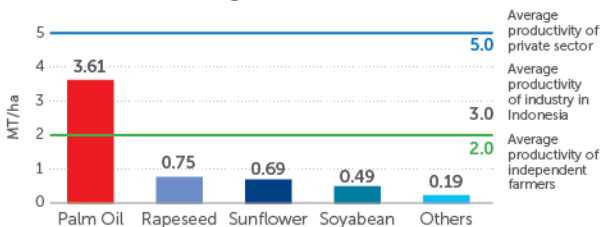
**3.7**  
million people

Palm oil produces far more with less land than any other oilseed, and requires significantly less fertiliser and pesticide

**10 Major Oilseeds: Area in 2012**  
(Total= 258.9 million hectares)




**Vegetable Oil Yields**



\* Includes oil and fats such as butter, lard, fish oil, tallow, grease and cotton seed


## GAR COMPARISON

GAR production versus world



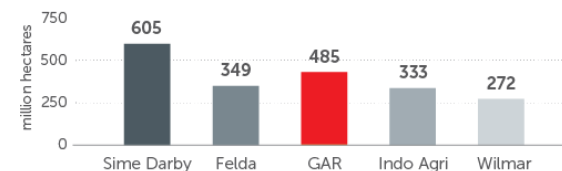
**3** million tonnes of crude palm oil (own estates) VS **63** million tonnes of crude palm oil

GAR production versus Indonesia



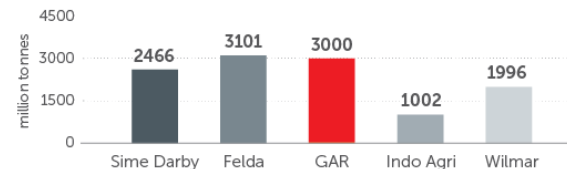
**3** million tonnes of crude palm oil (own estates) VS **33** million tonnes of crude palm oil

**Largest plantation group in Indonesia and second largest globally in terms of planted area**



Note: Based on latest publicly available information (including plasma, except Felda)

**Largest plantation group in Indonesia and third largest globally in terms of CPO production<sup>1,2</sup>**



Note:  
1. Based on latest full fiscal year data  
2. Felda is the largest CPO producer with about 68% of its FFB processed sourced from plasma farmers party